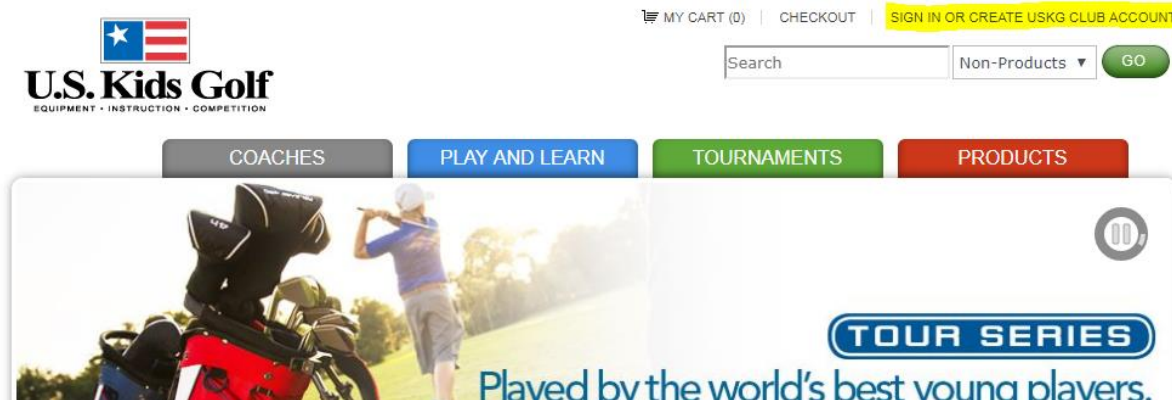


Creating a USKG Club Account and Adding a Player

Creating a USKG Club Account

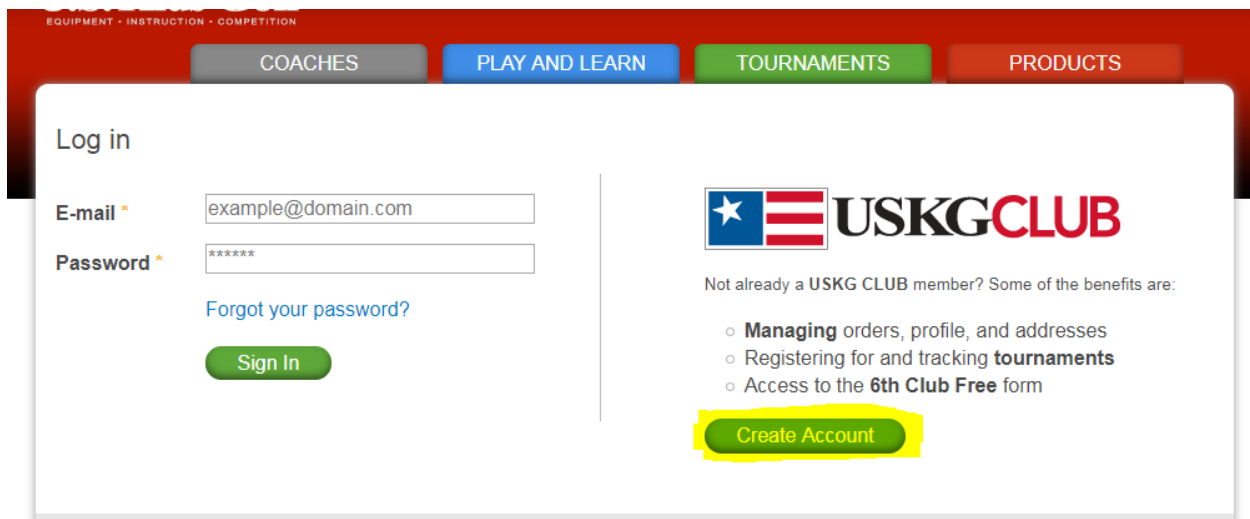
Step 1:

- Go to our website, uskidsgolf.com, and click on 'Sign In or Create USKG Club Account' in the upper right hand corner.



Step 2:

- Click green 'Create Account' button



Step 3:

- Fill out all the information. This is for the Guardian of the player. Then click 'Create New Account' at the bottom of the screen once you have completed the form.


How to Add a Player on next page...



Adding a Player to your USKG Club Account

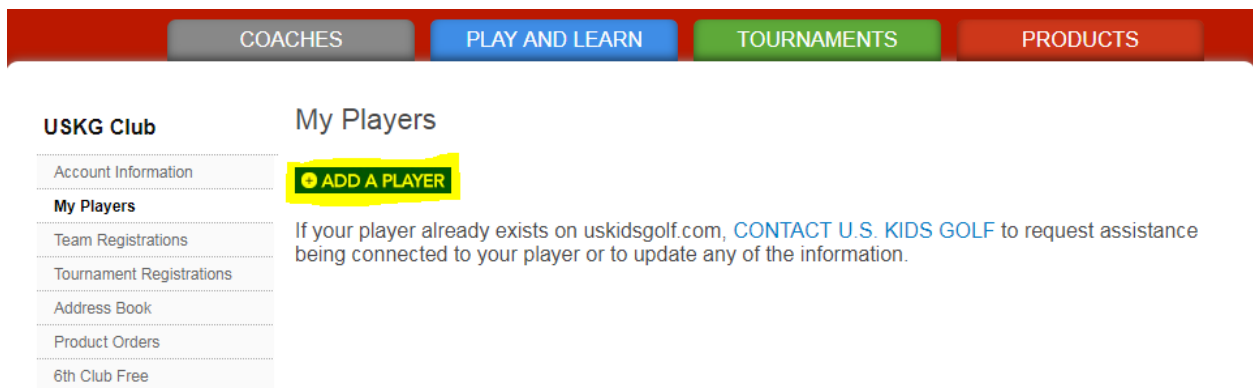
Step 1:

- Once you have created your USKG Club Account, click 'My Players' from the sidebar on the left hand side of the screen.



Step 2:

- Click 'Add a Player' from the next screen.



Step 3:

- Fill out the form with your player's information. Be sure to enter the correct Date of Birth and Country of Representation. Also, the Graduation Year is the year your player will graduate High School.

NOTE: In a case where you have entered the wrong information for your player, please contact Tournaments (770-441-3077 ext 703/ tournaments@uskidsgolf.com)

DO NOT create additional accounts.